

PROGRAM OUTCOME – COURSE OUTCOME

ABBREVIATIONS

PLO	PROGRAM LEARNING OUTCOME
PSO	PROGRAM SPECIFIC OUTCOME
CO	COURSE OUTCOME
A	ATTAINED
NA	NOT ATTAINED
PA	PARTIALLY ATTAINED
I	INTRODUCED
R	REINFORCED
A	ASSESSED
FA	FORMATIVE ASSESSMENT
SA	SUMMATIVE ASSESSMENT

DESCRIPTION:

INTRODUCED (I) – The skills associated with the program outcome are presented in the course. This will happen in the lower level at the courses and there may be formative assessment.

REINFORCED (R) – The skills associated with the program outcome are being worked on at a level above the introductory stage and/or the skills are being developed at a deeper level. There may be formative assessment.

ASSESSED (A) – Students should have developed a sufficient level of competency in the skills associated with the program outcome to have mastered them. This is where the assessment of the program learning outcome is done.

PROGRAM LEARNING OUTCOME (PLO) FOR B.D.S

PLO1 Graduates should demonstrate ethical behaviour and show appropriate level of empathy towards patient care.

PLO2 Graduates should demonstrate competency in interviewing and assessing patients, diagnosing oral condition and malocclusion, developing treatment plans, as well as effectively communicating required investigations and treatment procedures and engaging in collaborative or combined decision-making processes.

PLO3 Graduates are expected to demonstrate proficiency in the prevention and management of both dental and medical emergencies, competently handle pain and anxiety in dental patients, particularly those with medical complexities, and effectively utilize clinical pharmacology and emergency dental kits in practice.

PLO4 Graduates should demonstrate proficiency in identifying, diagnosing, assessing risk, preventing, managing dental caries, pulp, periapical lesions and periodontal lesions and competent in restoring defective teeth to achieve optimal form, function and esthetics.

PLO5 Graduates are expected to possess the ability to gather and evaluate diagnostic data to strategize and execute oral dental procedures. Additionally, they should demonstrate proficiency in performing and overseeing infection control protocols thereby ensuring the prevention of infectious disease transmission to patients, dentists, staff, and dental laboratory technicians.

PLO 6 Graduate should be proficient in adapting dental ergonomics and demonstrate fine and gross motor skills to efficiently perform preventive, surgical, restorative, and prosthodontic, orthodontic treatment to address the patient's oral healthcare needs.

PROGRAM SPECIFIC OUTCOME:

PSO 1 Graduates should be competent as general dental practitioner to effectively treat the oral health care needs of an individual and community.

PSO 2 Graduates should possess knowledge of ethical dental practice in compliance with regulatory standards and guidelines.

COURSE OUTCOME FOR DENTAL ANATOMY, HISTOLOGY AND EMBRYOLOGY

CO1 Student should be able to understand the histological aspects & functions of the oral tissues.

CO2 Student should be able to understand the embryological aspects of oral & para-oral structures

CO3 Student should be competent to carve life size wax models of permanent teeth

CO4 Student should be competent to identify histological slides of oral tissues and ground sections of teeth

CURRICULUM MAPPING MODEL WITH COURSE OUTCOME

DENTAL ANATOMY, HISTOLOGY & EMBRYOLOGY	CO1	CO2	CO3	CO4
I Year 1-6 months	I & R	I & R	I & R	I & R
I Year 7-10 months	R & FA	R & FA	R & FA	R & FA
I Year 10 -11 months	SA	SA	SA	SA

CO ATTAINMENT CALCULATION

COURSE OUTCOME	LEVELS OF ATTAINMENT
CO1	LEVEL 3
CO2	LEVEL 2
CO3	LEVEL 3
CO4	LEVEL 3

Level of attainment according to % of students attained the given CO

Level 1 – class average <50 %

Level 2 - class average <51 % - ≤ 70%

Level 3 –class average > 71%

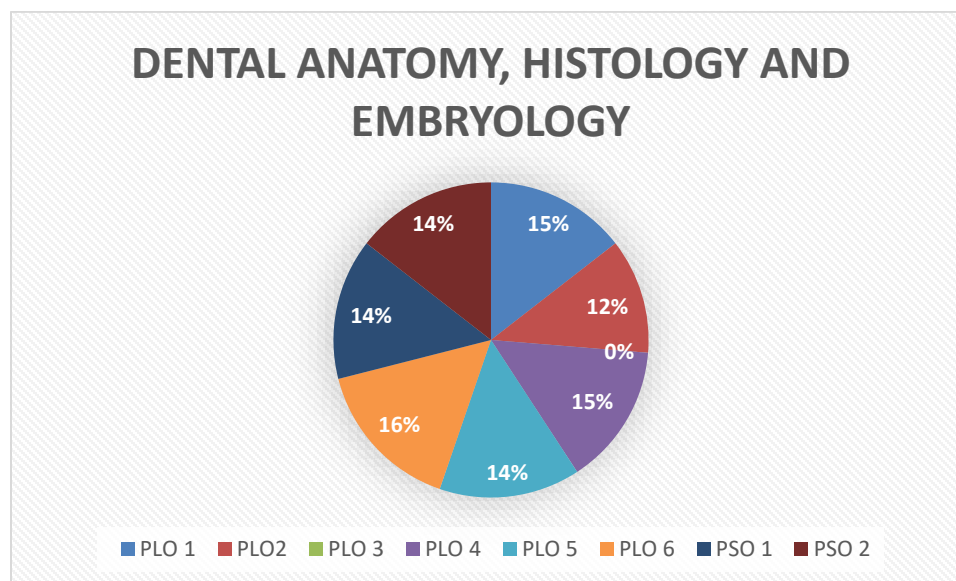
PLO -CO MAPPING

** (CO – PLO MAPPING IS DONE ON A SCALE OF 0 TO 3. HIGHEST CORRELATION IS 3 AND NO CORRELATION IS 0)

COURSE CODE	PLO1	PLO2	PLO4	PLO5	PLO6	PSO 1	PSO 2
CO1	3	2	2	2	2	3	2
CO2	2	3	3	3	3	3	3
CO3	3	2	3	3	3	3	3
CO4	3	2	3	3	3	3	3

PLO ATTAINMENT ANALYSIS -MODEL

COURSE CODE	PLO1	PLO2	PLO4	PLO5	PLO6
I YEAR 1-6 months	I	I	I	I	I
I YEAR 7-10 months	R	I	R	R	R
I YEAR 10-11 months	R	R	R	R	R



COURSE OUTCOME FOR DENTAL MATERIALS

CO1- The students should possess knowledge about dental material science and dental armamentarium used for oral treatment procedures.

CO2- The students should be competent in manipulating the dental materials.

CO3- The students should be competent to adopt safety protocols, maintain a clean working environment and use the right methods of disposal for used dental materials as per biomedical waste management protocols.

CURRICULUM MAPPING

Dental materials	CO1	CO2	CO3
I YEAR 1-6 months	I	I	I
I YEAR 7-11months	R	R	R
II YEAR 1-6 months	R & FA	R & FA	R
IIYEAR 7-10months	R & FA	R&FA	R
II YEAR 11th month	SA	SA	SA

CO ATTAINMENT ANALYSIS

COURSE OUTCOME	LEVELS OF ATTAINMENT
CO1	LEVEL 3
CO2	LEVEL 2
CO3	LEVEL 2

Level of attainment according to % of students attained the given CO

Level 1 – class average <50 %

Level 2 - class average <51 % - ≤ 70%

Level 3 –class average > 71%

PLO -CO MAPPING

** (CO – PLO MAPPING IS DONE ON A SCALE OF 0 TO 3. HIGHEST CORRELATION IS 3 AND NO CORRELATION IS 0)

Dental materials	PLO1	PLO2	PLO3	PLO4	PLO5	PLO6	PSO 1	PSO 2
CO1	1	1	0	2	2	3	3	1
CO2	2	1	0	3	1	3	3	2
CO3	3	1	0	2	2	3	3	3

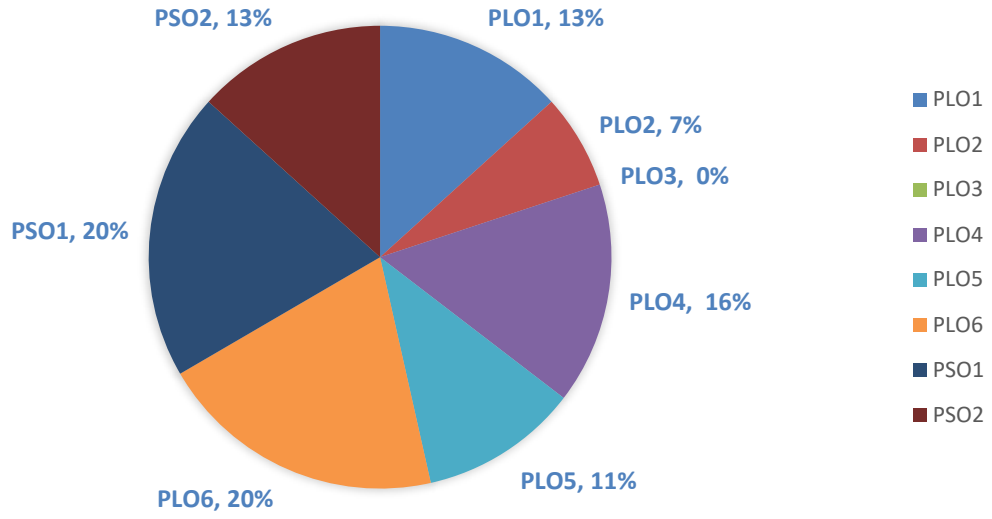
PLO ATTAINMENT ANALYSIS -MODEL

Dental materials	PLO1	PLO2	PLO3	PLO4	PLO5	PLO6
I YEAR 1-6 months	I	I	-	I	I	I
I YEAR 7-11months	I	I	-	I	I	I
II YEAR 1-6 months	R	R	-	R	R	R
IIYEAR 7-11months	R	R	-	R	R	R

PLO -CO MAPPING

Dental materials	PLO1	PLO2	PLO3	PLO4	PLO5	PLO6	PSO 1	PSO 2
CO1	1	1	0	2	2	3	3	1
CO2	2	1	0	3	1	3	3	2
CO3	3	1	0	2	2	3	3	3
Total%	66	33	0	77	55	100	100	66

DENTAL MATERIALS



COURSE OUTCOME FOR PRE-CLINICAL CONSERVATIVE DENTISTRY AND ENDODONTICS

CO-1- The student should possess knowledge of the terminologies on restorative procedures and be competent to identify various types of carious lesions.

CO-2- The student should identify the appropriate dental materials and should be competent to select the correct instruments for various restorative procedures.

CO-3- The student should be competent to perform restorative and endodontic management for all types of carious lesions in simulated models.

CURRICULUM MAPPING MODEL WITH COURSE OUTCOME

Pre-Clinical Conservative Dentistry and Endodontics	CO1	CO2	CO3
II Year 1-3 months	I	I	I
II Year 4-6 months	R & FA	R & FA	R
II Year 7-9 months	R & FA	R & FA	R & FA
II Year 10-11 months	SA	SA	SA

COURSE OUTCOME ATTAINMENT CALCULATION

COURSE OUTCOME	LEVELS OF ATTAINMENT
CO1	LEVEL 3
CO2	LEVEL 3
CO3	LEVEL 3

Level of attainment according to % of students attained the given CO

Level 1 – class average <50 %

Level 2 - class average <51 % - ≤ 70%

Level 3 –class average > 71%

PLO -CO MAPPING

** (CO – PLO MAPPING IS DONE ON A SCALE OF 0 TO 3. HIGHEST CORRELATION IS 3 AND NO CORRELATION IS 0)

Pre-Clinical Conservative Dentistry and Endodontics	PLO1	PLO2	PLO3	PLO4	PLO5	PLO6	PSO 1	PSO 2
CO1	1	2	0	3	2	1	3	2
CO2	2	2	0	3	2	2	3	2
CO3	2	2	0	3	3	3	3	2

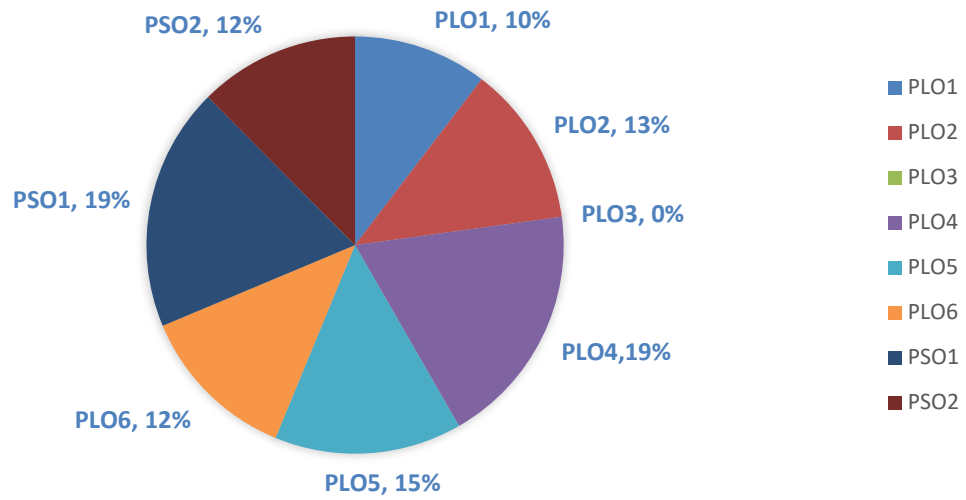
PLO ATTAINMENT ANALYSIS -MODEL

Pre-Clinical Conservative Dentistry and Endodontics	PLO1	PLO2	PLO3	PLO4	PLO5	PLO6
II Year 1-3 months	I	I	-	I	I	I
II Year 4-6 months	R	R	-	R	R	R
II Year 7-9 months	R	R	-	R	R	R
II Year 10-11 months	R	R	-	R	R	R

PLO -CO MAPPING

Pre-Clinical Conservative Dentistry and Endodontics	PLO1	PLO2	PLO3	PLO4	PLO5	PLO6	PSO 1	PSO 2
CO1	1	2	0	3	2	1	3	2
CO2	2	2	0	3	2	2	3	2
CO3	2	2	0	3	3	3	3	2
Total%	55	66	0	100	77	66	100	66

PRECLINICAL CONSERVATIVE DENTISTRY AND ENDODONTICS



COURSE OUTCOME FOR PRECLINICAL PROSTHODONTICS

CO 1 The student should possess knowledge on prosthodontic terminologies and be competent in applying prosthodontic principles in identifying types of edentulous situations.

CO 2 The student should be competent to analyze edentulous areas and should be able to fabricate removable partial and complete denture prosthesis on simulated models.

CO 3 The student should be competent to identify the appropriate armamentarium and adapt to the ethical and safety measures in laboratory while fabricating prosthesis.

CURRICULUM MAPPING

Preclinical Prosthodontics	CO1	CO2	CO3
I YEAR 1-6 months	I	I	I
I YEAR 7-11months	R	R	I
II YEAR 1-6 months	R &FA	R	R
IIYEAR 7-10months	R&FA	R&FA	R&FA
II YEAR 11 th month	SA	SA	SA

CO ATTAINMENT ANALYSIS

COURSE OUTCOME	LEVELS OF ATTAINMENT
CO1	2
CO2	3

CO3	2
-----	---

Level of attainment according to % of students attained the given CO

Level 1 – class average <50 %

Level 2 - class average <51 % - ≤ 70%

Level 3 –class average > 71%

PLO -CO MAPPING

Preclinical Prosthodontics	PLO1	PLO2	PLO3	PLO4	PLO5	PLO6	PSO 1	PSO 2
CO1	1	1	0	1	2	2	3	2
CO2	1	1	0	1	2	3	3	3
CO3	2	1	0	1	3	3	3	3

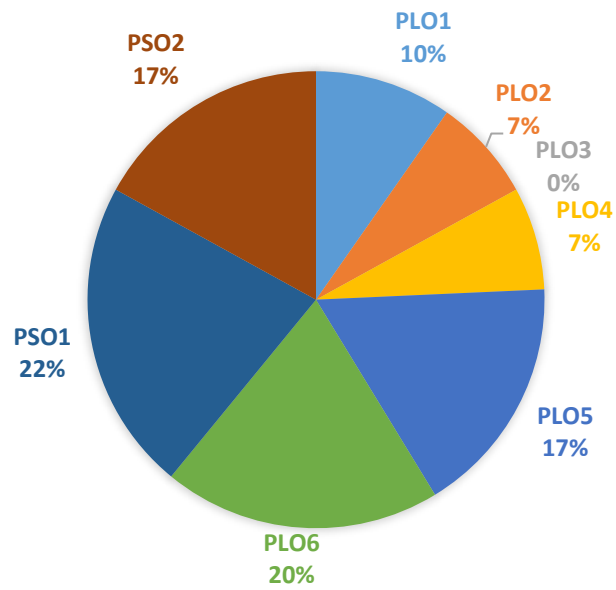
** (CO – PLO MAPPING IS DONE ON A SCALE OF 0 TO 3. HIGHEST CORRELATION IS 3 AND NO CORRELATION IS 0)

PLO ATTAINMENT ANALYSIS -MODEL

Preclinical Prosthodontics	PLO1	PLO2	PLO3	PLO4	PLO5	PLO6
I YEAR 1-6 months	I	I	-	I	I	I
-I YEAR 7-11months	R	I	-	I	I	R
II YEAR 1-6 months	R	R	-	I	R	R
IIYEAR 7-11months	R	R	-	-	R	R

Preclinical Prosthodontics	PLO1	PLO2	PLO3	PLO4	PLO5	PLO6	PSO 1	PSO 2
CO1	1	1	0	1	2	2	3	2
CO2	1	1	0	1	2	3	3	3
CO3	2	1	0	1	3	3	3	3
Total %	44	33	0	33	77	89	100	89

PLO-CO -PRECLINICAL PROSTHODONTICS



ORAL PATHOLOGY & MICROBIOLOGY

COURSE OUTCOME

CO1: Student should possess knowledge about the manifestations of common lesions affecting the oral and para-oral structures.

CO2: Student should be able to understand the basic principles and concepts of Forensic Odontology

CO3: Student should be competent to identify histopathological features of oral diseases in microscopic slides

CURRICULUM MAPPING MODEL WITH COURSE OUTCOME

ORAL PATHOLOGY & MICROBIOLOGY	CO1	CO2	CO3
II Year 1-6 months	I	I	I
II Year 7-10 months	I & R	I & R	I & R
II Year 10 -11 months	FA	R	R
III Year 1-6 months	I & R	R	I & R
III Year 7-10 months	R & FA	R & FA	R & FA
III Year 10 -11 months	SA	SA	SA

CO ATTAINMENT ANALYSIS

COURSE OUTCOME	LEVELS OF ATTAINMENT
CO1	LEVEL 3
CO2	LEVEL 2
CO3	LEVEL 3

Level of attainment according to % of students attained the given CO

Level 1 – class average <50 %

Level 2 - class average <51 % - ≤ 70%

Level 3 –class average > 71%

PLO -CO MAPPING

COURSE CODE	PLO1	PLO2	PLO4	PLO5	PLO6	PSO 1	PSO 2
CO1	3	2	2	2	2	3	2
CO2	1	2	2	1	2	1	1
CO3	3	2	3	3	3	3	3

** (CO – PLO MAPPING IS DONE ON A SCALE OF 0 TO 3. HIGHEST CORRELATION IS 3 AND NO CORRELATION IS 0)

PLO ATTAINMENT ANALYSIS -MODEL

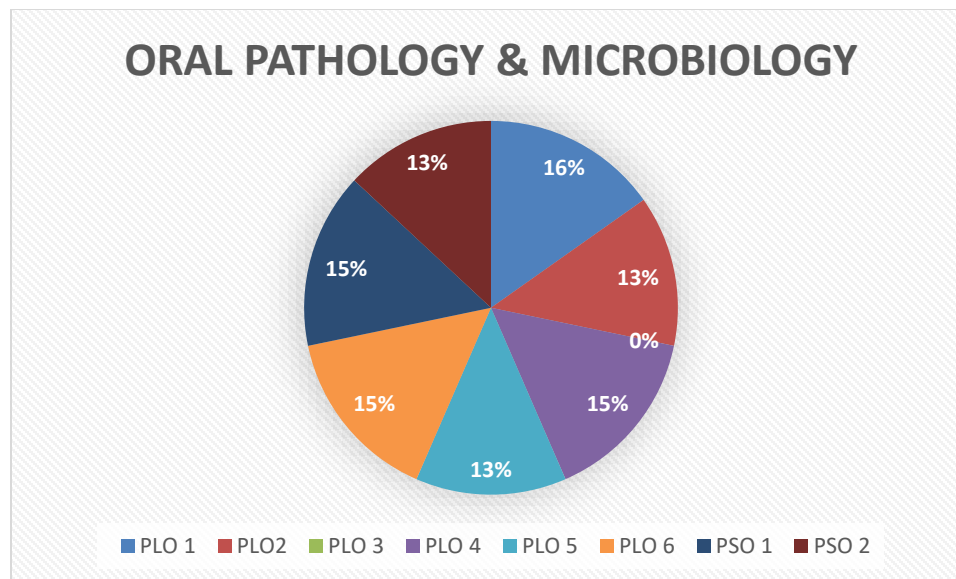
COURSE CODE	PLO1	PLO2	PLO4	PLO5	PLO6
II YEAR 1-6 months	I	I	I	I	I
II YEAR 7-10 months	R	I	R	R	R
II YEAR 10-11 months	R	R	R	R	R
III YEAR 1-6 months	I	I	I	I	I
III YEAR 7-10 months	R	I	R	R	R
III YEAR 10-11 months	R	R	R	R	R

SUMMARISING PLO-CO ANALYSIS

DENTAL ANATOMY ,HISTOLOGY& EMBRYOLOGY	PLO1	PLO2	PLO4	PLO5	PLO6	PSO 1	PSO 2
CO1	3	2	2	2	2	3	2
CO2	2	3	3	3	3	3	3
CO3	3	2	3	3	3	3	3

CO4	3	2	3	3	3	3	3
Total %	92	75	92	92	92	100	92

ORAL PATHOLOGY & MICROBIOLOGY	PLO1	PLO2	PLO4	PLO5	PLO6	PSO 1	PSO 2
CO1	3	2	2	2	2	3	2
CO2	1	2	2	1	2	1	1
CO3	3	2	3	3	3	3	3
Total %	78	67	78	67	78	78	67



COURSE OUTCOME FOR ORAL MEDICINE DIAGNOSIS AND RADIOLOGY

CO1 The students should be competent in understanding the patient's specific problem with appropriate level of empathy and ask relevant, precise objective questions for recording the Case history

CO2 The students should be competent in performing physical and oral examination after obtaining patients verbal consent.

CO3 The students should be competent in performing intra oral radiographic techniques and radiographic interpretation differentiating radiographic anatomy from maxillofacial pathologies thereby arriving at a radiographic diagnosis.

CO4 The students should be competent in formulating treatment plan after analysing the clinical diagnosis, investigations and prescribe drugs for common dental diseases and mucosal lesions by adopting the guidelines and ethics.

CURRICULUM MAPPING MODEL WITH COURSE OUTCOME

ORL MEDICINE & RADIOLOGY	CO1	CO2	CO3	CO4
III Year 1-6 months	I	I	I	-
III Year 7-11 months	R	R	R	I
IV Year 1-6 months	R& FA	R &FA	R &FA	R
IV Year 7-10 months	R& FA	R &FA	R &FA	R&FA
IV Year 10 -11 months	SA	SA	SA	SA

CO ATTAINMENT CALCULATION

COURSE OUTCOME	LEVELS OF ATTAINMENT
CO1	LEVEL 2
CO2	LEVEL 3

CO3	LEVEL 2
CO4	LEVEL 3

Level of attainment according to % of students attained the given CO

Level 1 – class average <50 %

Level 2 - class average <51 % - ≤ 70%

Level 3 –class average > 71%

PLO -CO MAPPING

** (CO – PLO MAPPING IS DONE ON A SCALE OF 0 TO 3.

HIGHEST CORRELATION IS 3 AND NO CORRELATION IS 0)

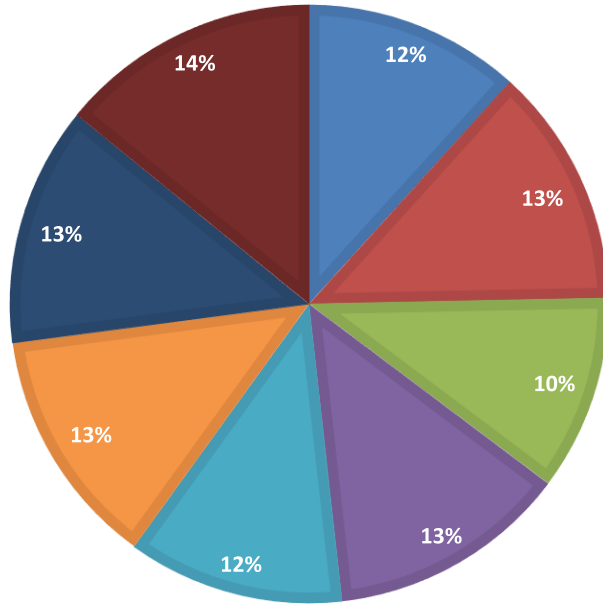
COURSE CODE	PLO1	PLO2	PLO3	PLO4	PLO5	PLO6	PSO 1	PSO 2
CO1	3	3	2	2	2	2	2	3
CO2	2	3	2	3	3	3	3	3
CO3	2	3	2	3	3	3	3	3
CO4	3	2	3	3	2	3	3	3

PLO ATTAINMENT ANALYSIS -MODEL

COURSE CODE	PLO1	PLO2	PLO3	PLO4	PLO5	PLO6
III YEAR 1-6 months	I	I	I	I	I	I
III YEAR 7-11 months	R	R	I	R	R	R
IV YEAR 1-6 months	R	R	R	R	R	R
IV YEAR 7-11 months	R	R	R	R	R	R

ORAL MEDICINE & RADIOLOGY

■ PLO1 ■ PLO2 ■ PLO3 ■ PLO4 ■ PLO5 ■ PLO6 ■ PSO1 ■ PSO2



COURSE OUTCOME FOR PROSTHODONTICS

CO1 The student should demonstrate empathy and possess communication skills to educate edentulous patients about the need for teeth replacements with removable or fixed prosthesis to improve their oral and general health status.

CO 2 The student should be proficient to examine and analyse the partially and completely edentulous conditions, assess the required investigations, the need for pre prosthetic procedures and efficiently devise a treatment plan for prosthetic treatment for partially and completely edentulous patients.

CO 3 The student should demonstrate competence in clinical and laboratory procedures for fabricating removable dentures.

CO 4 The student should be proficient in tooth preparation techniques for crowns and use the appropriate impression technique for the fabrication of fixed prostheses.

CURRICULUM MAPPING MODEL WITH COURSE OUTCOME

PROSTHODONTICS	CO1	CO2	CO3	CO4
III Year 1-6 months	R	R	R	-
III Year 7-11 months	R & FA	R	R	-
IV Year 1-6 months	R & FA	R & FA	R & FA	I
IV Year 7-10 months	R	R & FA	R & FA	R & FA
IV Year 10 -11 months	SA	SA	SA	SA

CO ATTAINMENT CALCULATION

COURSE OUTCOME	LEVELS OF ATTAINMENT
Prosthodontics	
CO1	LEVEL 2
CO2	LEVEL 3

CO3	LEVEL 2
CO4	LEVEL 3

Level of attainment according to % of students attained the given CO

Level 1 – class average <50 %

Level 2 - class average <51 % - ≤ 70%

Level 3 –class average > 71%

PLO -CO MAPPING

Prosthodontics	PLO1	PLO2	PLO3	PLO4	PLO5	PLO6	PSO 1	PSO 2
CO1	3	2	0	2	2	1	3	1
CO2	2	3	1	3	3	3	3	3
CO3	3	2	1	3	3	3	3	3
CO4	3	2	3	3	3	3	3	3

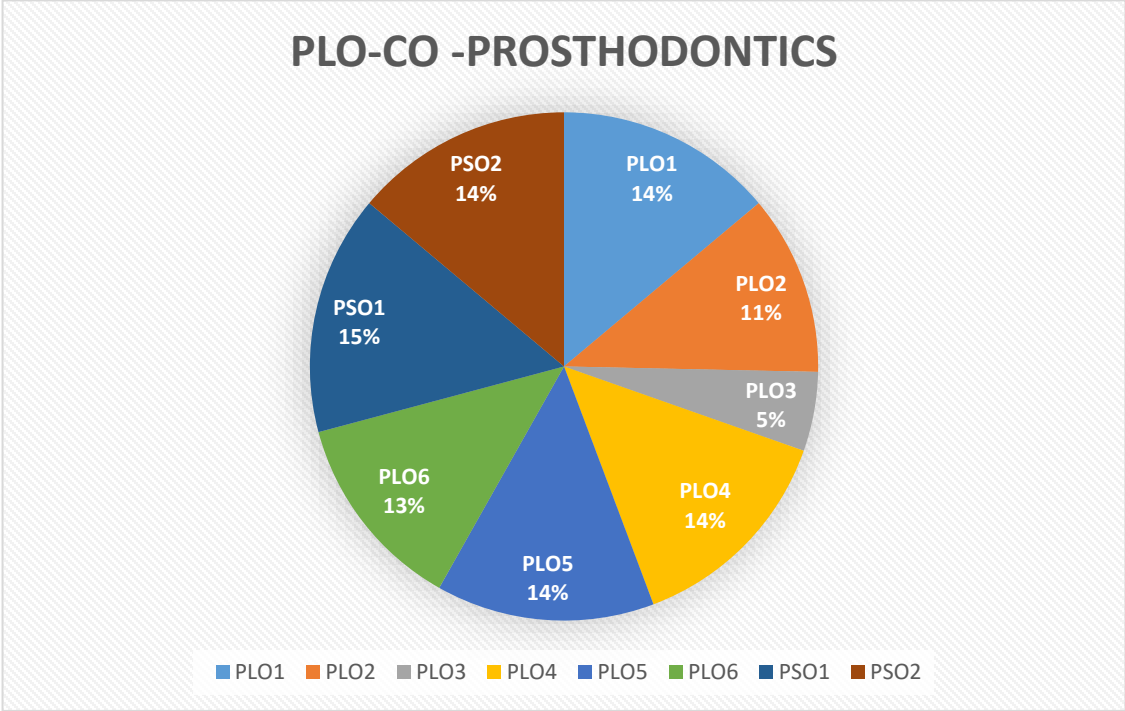
** (CO – PLO MAPPING IS DONE ON A SCALE OF 0 TO 3. HIGHEST CORRELATION IS 3 AND NO CORRELATION IS 0)

PLO ATTAINMENT ANALYSIS -MODEL

Prosthodontics	PLO1	PLO2	PLO3	PLO4	PLO5	PLO6
III YEAR 1-6 months	I	I	I	I	I	I
III YEAR 7-11 months	R	I	R	R	R	R
IV YEAR 1-6 months	R	R	I	R	R	R
IV YEAR 7-11 months	R	R	R	R	R	R

Prosthodontics	PLO1	PLO2	PLO3	PLO4	PLO5	PLO6	PSO 1	PSO 2
CO1	3	2	0	2	2	1	3	1
CO2	2	3	1	3	3	3	3	3
CO3	3	2	1	3	3	3	3	3

CO4	3	2	3	3	3	3	3	3
Total %	91	75	33	91	91	83	100	91



COURSE OUTCOME FOR CONSERVATIVE DENTISTRY AND ENDODONTICS

CO-1- The student should demonstrate ethical behaviour, empathy and communicate well with the patients and provide safe treatment.

CO-2- The student should diagnose, investigate, analyse, and devise treatment plan for carious, non-carious lesions, pulp, and periapical diseases.

CO-3- The student should be able to maintain appropriate chair position, posture in relevance to different procedures and practice recommended hand washing techniques and personal protective barriers.

CO-4- The student should perform various restorative techniques by using appropriate isolation techniques for all types of carious lesion with appropriate restorative materials.

CURRICULUM MAPPING MODEL WITH COURSE OUTCOME

Conservative Dentistry and Endodontics	CO1	CO2	CO3	CO4
III Year 1-6 months	I	I	I	I
III Year 7-11 months	R	R & FA	R	R & FA
IV Year 1-6 months	R& FA	R &FA	R &FA	R & FA
IV Year 7-10 months	R & FA	R &FA	R &FA	R&FA
IV Year 10-11 months	SA	SA	SA	SA

COURSE OUTCOME ATTAINMENT CALCULATION

COURSE OUTCOME	LEVELS OF ATTAINMENT
CO1	LEVEL 3
CO2	LEVEL 3
CO3	LEVEL 2
CO4	LEVEL 3

Level of attainment according to % of students attained the given CO**Level 1** – class average <50 %**Level 2** - class average <51 % - ≤ 70%**Level 3** –class average > 71%**PLO -CO MAPPING**

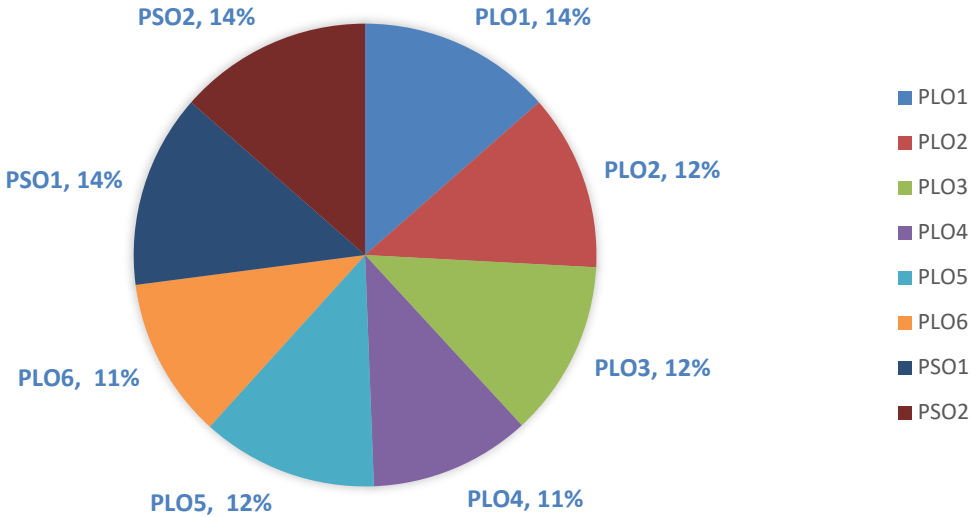
** (CO – PLO MAPPING IS DONE ON A SCALE OF 0 TO 3. HIGHEST CORRELATION IS 3 AND NO CORRELATION IS 0)

Conservative Dentistry and Endodontics	PLO1	PLO2	PLO3	PLO4	PLO5	PLO6	PSO 1	PSO 2
CO1	3	3	3	2	2	2	3	3
CO2	3	3	3	3	3	2	3	3
CO3	3	2	2	2	3	3	3	3
CO4	3	3	3	3	3	3	3	3

PLO ATTAINMENT ANALYSIS -MODEL

Conservative Dentistry and Endodontics	PLO1	PLO2	PLO3	PLO4	PLO5	PLO6
III Year 1-6 months	I	I	I	I	I	I
III Year 7-11 months	R	R	R	R	R	R
IV Year 1-6 months	R	R	R	R	R	R
IV Year 7-11 months	R	R	R	R	R	R

CONSERVATIVE DENTISTRY AND ENDODONTICS



COURSE OUTCOME FOR PERIODONTOLOGY

CO 1 - The student should demonstrate adequate knowledge about the normal anatomy/histology, role of microorganisms and their interaction with the host in etiology and of pathogenesis of periodontal disease.

CO 2 - The student should efficiently record Case history, perform clinical examination, advise appropriate investigations, arrive at a diagnosis, and formulate an appropriate treatment plan.

CO 3 - The student must be competent to perform oral prophylaxis, by adhering to the basic principles of instrumentation with appropriate infection control measures.

CO 4 - The student must comply with ethical norms, demonstrate communication skills, educate patient about the preventive measures and oral hygiene aids available for disease prevention and prescribe antimicrobial drugs as indicated.

CURRICULUM MAPPING MODEL WITH COURSE OUTCOME

COURSE CODE	CO1	CO2	CO3	CO4
III Year 1-6months	I	I	I	I
III Year 7-11months	R	R	R	I & R
IV Year 1-6 months	R & FA	R & FA	R & FA	R & FA
IV Year 7-10months	R & FA	R & FA	R & FA	R & FA
IV Year 10-11 months	SA	SA	SA	SA

CO ATTAINMENT CALCULATION

COURSE OUTCOME	LEVELS OF ATTAINMENT
CO1	Level 2
CO2	Level 3
CO3	Level 3
CO4	Level 2

Level of attainment according to % of students attained the given CO

Level 1- class average <50%

Level 2- class average <50% - ≤ 70%

Level 3 - class average > 71%

PLO – CO MAPPING

**(CO – PLO Mapping is done on a scale of 0 to 3. Highest correlation is 3 and no correlation is 0)

Course Code	PLO1	PLO2	PLO3	PLO4	PLO5	PLO6	PS01	PSO2
CO1	0	0	2	3	3	0	3	2
CO2	3	3	3	3	3	3	3	3
CO3	3	3	3	3	3	3	3	3
CO4	3	3	3	2	3	2	3	3

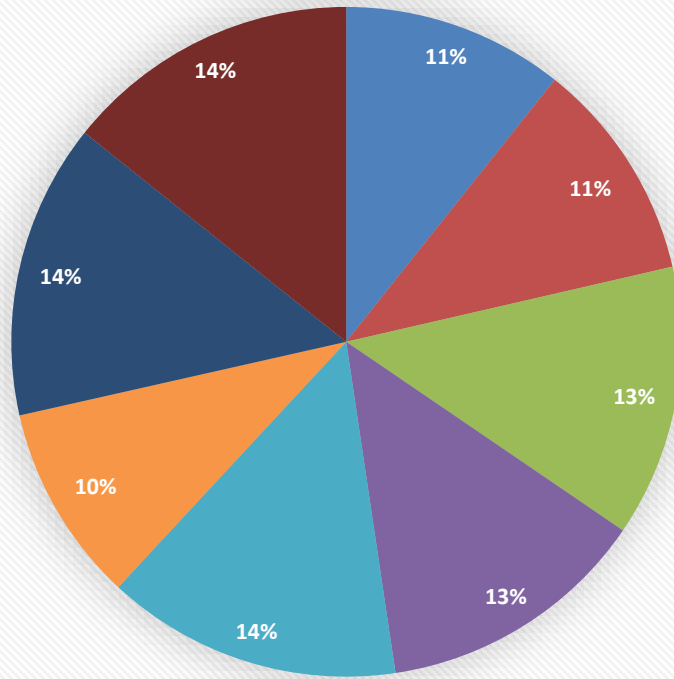
PLO ATTAINMENT ANALYSIS – MODEL

COURSE CODE	PLO1	PLO2	PLO3	PLO4	PLO5	PLO6
III Year 1-6months	I	I	I	I	I	I
III Year 7-11months	R	R	R	R	R	R
IV Year 1-6 months	R	R	I	R	R	R
IV Year 7-10months	R	R	R	R	R	R
IV Year 10-11 months	R	R	R	R	R	R

SUMMARISING PO CO ANALYSIS

Course Code	PLO1	PLO2	PLO3	PLO4	PLO5	PLO6	PS01	PSO2
CO1	0	0	2	3	3	0	3	2
CO2	3	3	3	3	3	3	3	3
CO3	3	3	3	3	3	3	3	3
CO4	3	3	3	2	3	2	3	3
Total %	75	75	92	92	100	67	100	100

PERIODONTOLOGY



■ PLO 1 ■ PLO 2 ■ PLO 3 ■ PLO 4 ■ PLO 5 ■ PLO 6 ■ PSO 1 ■ PSO 2

COURSE OUTCOME FOR ORTHODONTICS

CO1 Student should demonstrate competence in selecting the armamentarium and perform the wire bending exercises.

CO 2 Student should be competent to elicit the case history and perform the clinical examination, identify and diagnose malocclusion, assess the required investigations, devise a orthodontic treatment plan for patients and also should demonstrate empathy and possess communication skills to educate the patients about the need for orthodontic treatment to improve their esthetics and oral health status.

CO 3 Student should be competent in preparing the study models, perform model and cephalometric analyses for a patient with malocclusion.

CO 4 Student should be competent in appliance selection and fabricating removable orthodontic appliances and retainers.

CURRICULUM MAPPING MODEL WITH COURSE OUTCOME

ORTHODONTICS AND DENTOFACIAL ORTHOPEDICS	CO1	CO2	CO3	CO4
III Year 1-6 months	I, R & FA	I & R	-	I
III Year 7-11 months	R & FA	R	I, R & FA	I
IV Year 1-6 months	R& FA	R &FA	R	R & FA
IV Year 7-10 months	R	R &FA	R &FA	R&FA
IV Year 10 -11 months	SA	SA	SA	SA

CO ATTAINMENT CALCULATION

COURSE OUTCOME	LEVELS OF ATTAINMENT
CO1	LEVEL 2
CO2	LEVEL 3
CO3	LEVEL 2

CO4	LEVEL 3
-----	---------

Level of attainment according to % of students attained the given CO

Level 1 – class average <50 %

Level 2 - class average <51 % - ≤ 70%

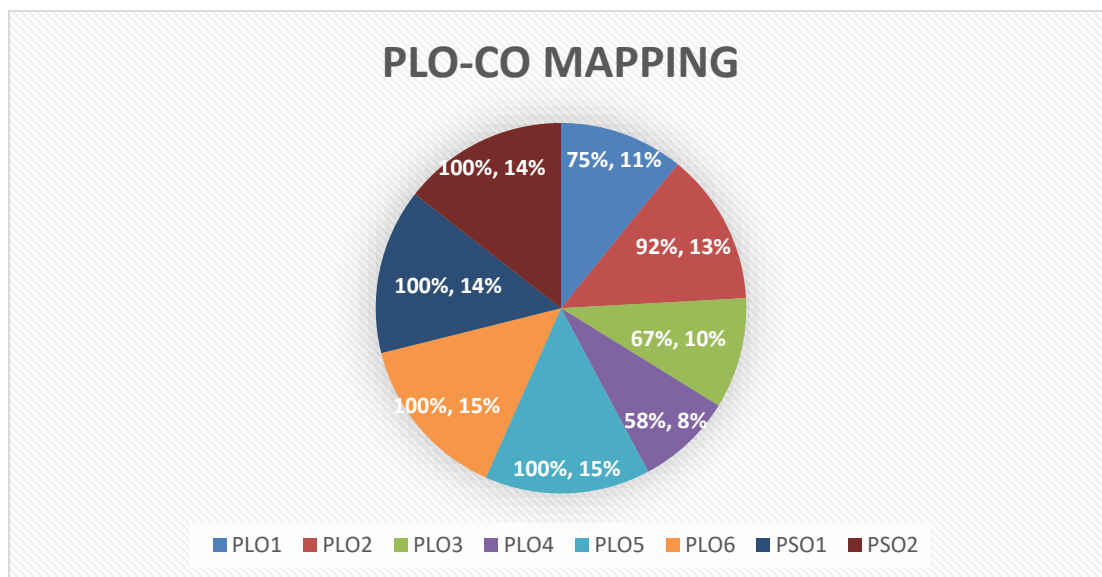
Level 3 –class average > 71%

PLO -CO MAPPING

** (CO – PLO MAPPING IS DONE ON A SCALE OF 0 TO 3.

HIGHEST CORRELATION IS 3 AND NO CORRELATION IS 0)

ORTHODONTICS AND DENTOFACIAL ORTHOPEDICS	PLO1	PLO2	PLO3	PLO4	PLO5	PLO6	PSO 1	PSO 2
CO1	1	2	2	0	3	3	3	3
CO2	3	3	2	3	3	3	3	3
CO3	2	3	2	1	3	3	3	3
CO4	3	3	2	3	3	3	3	3
	75%	92%	67%	58%	100%	100%	100%	100%



PLO ATTAINMENT ANALYSIS -MODEL

ORTHODONTICS AND DENTOFACIAL ORTHOPEDICS	PLO1	PLO2	PLO3	PLO4	PLO5	PLO6
III YEAR 1-6 months	I	I	I	I	I	I
III YEAR 7-11 months	R	R	R	R	R	R
IV YEAR 1-6 months	R	R	R	R	R	R
IV YEAR 7-11 months	R	R	R	R	R	R

COURSE OUTCOME FOR PEDIATRIC DENTISTRY

CO1 Students should be competent to examine and analyze the oral health status of a child, prescribe the required investigations, and efficiently devise a treatment plan for full mouth rehabilitation.

CO 2 Students should demonstrate empathy while communicating and educating children and their parents about the need for preventive and corrective treatments with regular follow up to improve their oral and general health status.

CO 3 Students should be competent to perform adequate preventive and corrective treatment procedures using appropriate behavior management techniques to handle anxiety and pain in a child patient.

CO 4 Students should be able to prescribe and explain about the required medications based on the child's health care needs, provide age appropriate oral hygiene instructions and anticipatory guidance

CURRICULUM MAPPING MODEL WITH COURSE OUTCOME

PEDIATRIC DENTISTRY	CO1	CO2	CO3	CO4
III Year 1-6 months	I	I	I	I
III Year 7-11 months	R	R	R	R
IV Year 1-6 months	R & FA	R & FA	R & FA	R & FA
IV Year 7-10 months	R & FA	R & FA	R & FA	R & FA
IV Year 10 -11 months	SA	SA	SA	SA

CO ATTAINMENT CALCULATION

COURSE OUTCOME	LEVELS OF ATTAINMENT
CO1	LEVEL 3
CO2	LEVEL 2
CO3	LEVEL 3
CO4	LEVEL 2

Level of attainment according to % of students attained the given CO

Level 1 – class average <50 %

Level 2 - class average <51 % - ≤ 70%

Level 3 –class average > 71%

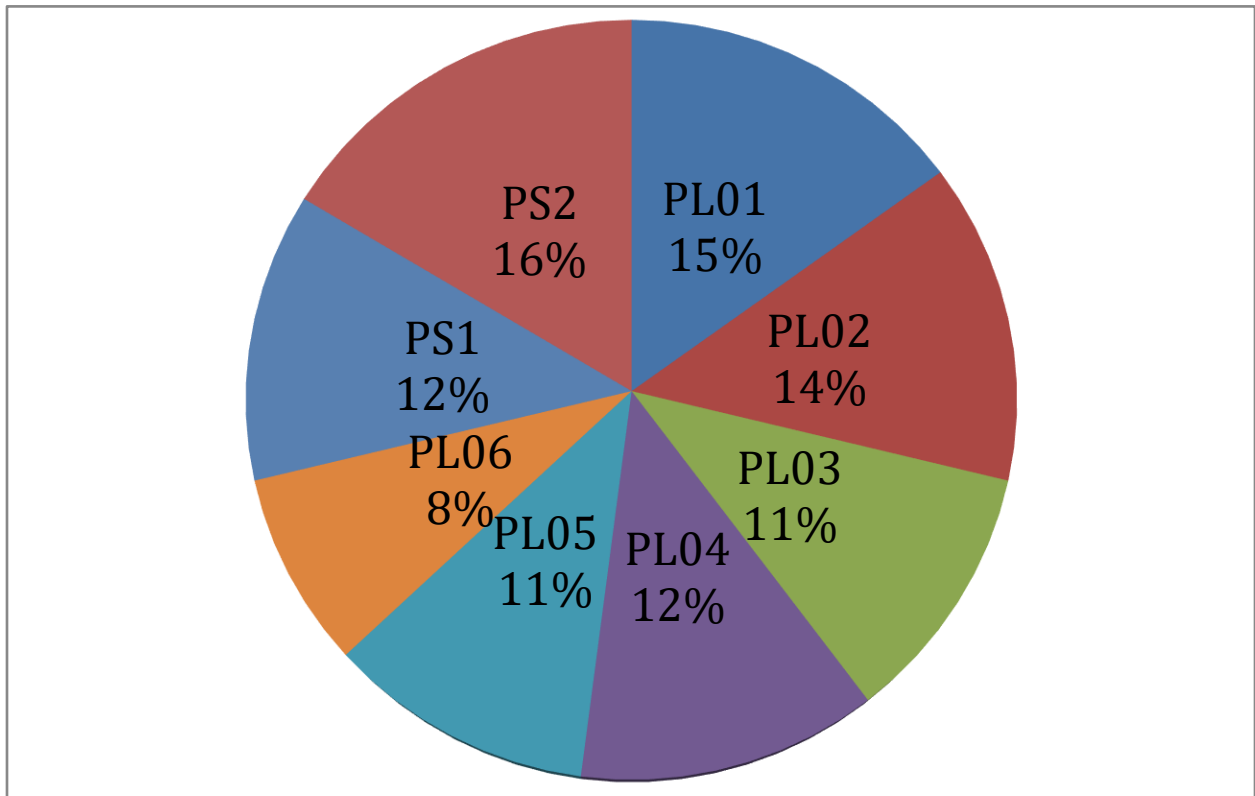
PLO -CO MAPPING

Pediatric Dentistry	PLO1	PLO2	PLO3	PLO4	PLO5	PLO6	PSO 1	PSO 2
CO1	3	2	1	2	2	1	2	3
CO2	3	3	1	2	2	1	1	3
CO3	2	2	3	3	3	3	3	3
CO4	3	3	3	2	1	1	3	3
Total%	92	83	67	75	67	50	75	100

PLO ATTAINMENT ANALYSIS -MODEL

COURSE CODE	PLO1	PLO2	PLO3	PLO4	PLO5	PLO6
III YEAR 1-6 months	I	I	I	I	I	I
III YEAR 7-11 months	R	R	R	R	R	R

IV YEAR 1-6 months	R	R	R	R	R	R
IV YEAR 7-11 months	R	R	R	R	R	R



COURSE OUTCOME FOR PUBLIC HEALTH DENTISTRY

CO 1: Student should be able to perform preventive oral health care treatment and address public oral health problems in India by adopting the National Oral Health Policy.

CO 2: Students should be competent in identifying the health/disease of the community, conducting health surveys, conducting health education programs and record various indices

CO 3: Student should be able to perform community based research activity by applying basics statistics using epidemiological tools.

CURRICULUM MAPPING MODEL WITH COURSE OUTCOME

PHD	CO1	CO2	CO3	CO4
IV Year 1-6 months	I FA	I FA	I FA	I FA
IV Year 7-10 months	R FA	R FA	R &FA	R&FA
IV Year 10 -11 months	SA	SA	SA	SA

CO ATTAINMENT CALCULATION

COURSE OUTCOME	LEVELS OF ATTAINMENT
CO1	LEVEL 3
CO2	LEVEL 3
CO3	LEVEL 2

Level of attainment according to % of students attained the given CO

Level 1 – class average <50 %

Level 2 - class average <51 % - ≤ 70%

Level 3 –class average > 71%

PLO -CO MAPPING

* (CO – PLO MAPPING IS DONE ON A SCALE OF 0 TO 3.

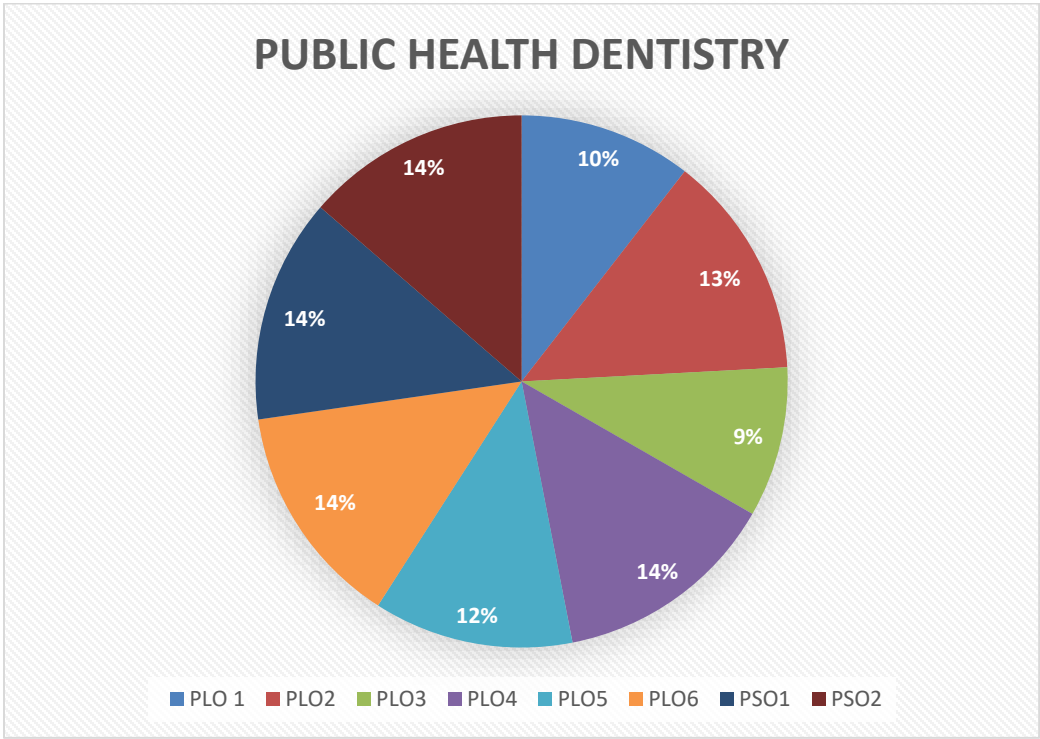
HIGHEST CORRELATION IS 3 AND NO CORRELATION IS 0)

PHD	PLO1	PLO2	PLO3	PLO4	PLO5	PLO6	PSO 1	PSO 2
CO1	2	3	2	3	2	3	3	3
CO2	2	3	2	3	3	3	3	3

CO3	3	3	2	3	3	3	3	3
	77%	100%	67%	100%	89%	100%	100%	100%

PLO ATTAINMENT ANALYSIS -MODEL

PHD	PLO1	PLO2	PLO3	PLO4	PLO5	PLO6
IV YEAR 1-6 months	I	I	I	I	I	I
IV YEAR 7-11 months	R	R	R	R	R	R



COURSE OUTCOME FOR ORAL AND MAXILLOFACIAL SURGERY

CO1 - Students should demonstrate comprehensive knowledge of oral surgical anatomy and principles, including proficiency in performing non-clinical exercises.

CO2 - Students must demonstrate expert knowledge of local anaesthesia, proficiently administering diverse intraoral injection techniques, and refining their aptitude in history taking.

CO3 - Students must showcase skilful execution of dental extractions with precision, encourage ethical practice and good communication skills.

CO4 - Students should efficiently manage medical emergencies and adhere to infection control protocols.

CURRICULUM MAPPING MODEL WITH COURSE OUTCOME

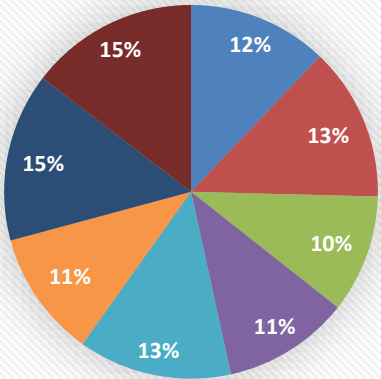
OMFS	CO1	CO2	CO3	CO4
III Year 1-6 months	I	I	-	-
III Year 7-11 months	I & R	I & R	-	-
IV Year 1-6 months	R & FA	R & FA	I	I
IV Year 7-10 months	-	R & FA	R & FA	R & FA
IV Year 10 -11 months	-	R & SA	R & SA	R & SA

PLO ATTAINMENT ANALYSIS -MODEL

OMFS	PLO1	PLO2	PLO3	PLO4	PLO5	PLO6
III YEAR 1-6 months	I	I	I	I	I	I
III YEAR 7-11 months	R	I & R	I	I	I	I
IV YEAR 1-6 months	R	R	I & R	R	R	R
IV YEAR 7-11 months	R	R	R	R	R	R

OMFS	PLO 1	PLO 2	PLO 3	PLO 4	PLO 5	PLO 6	PSO 1	PSO 2
CO 1	2	2	1	1	2	1	2	3
CO 2	2	3	2	2	3	2	2	3
CO 3	3	3	3	3	3	3	3	3
CO 4	3	3	3	3	3	3	3	3
TOTAL %	83	91	70	75	91	75	100	100

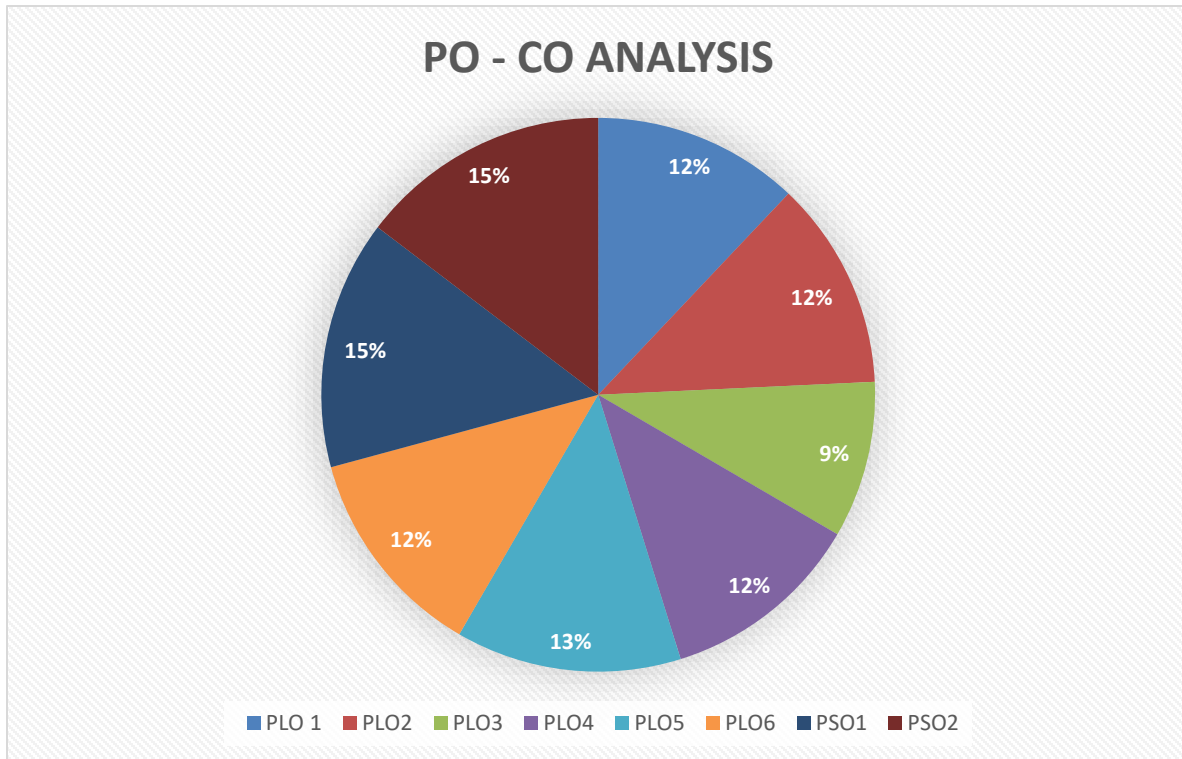
ORAL AND MAXILLOFACIAL SURGERY



■ PLO1 ■ PLO2 ■ PLO3 ■ PLO4 ■ PLO5 ■ PLO6 ■ PSO1 ■ PSO2

COMPILATION GRAPH

FINAL : PO – CO ANALYSIS



BAR GRAPH : PO-CO - ALL SUBJECTS

